





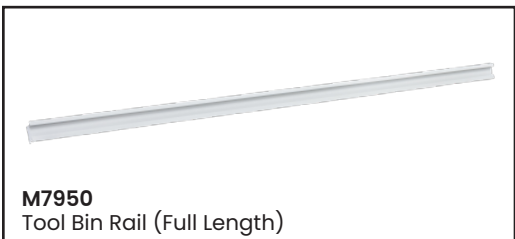








# 1800 Series Heavy Duty Industrial Work Bench with Accessories

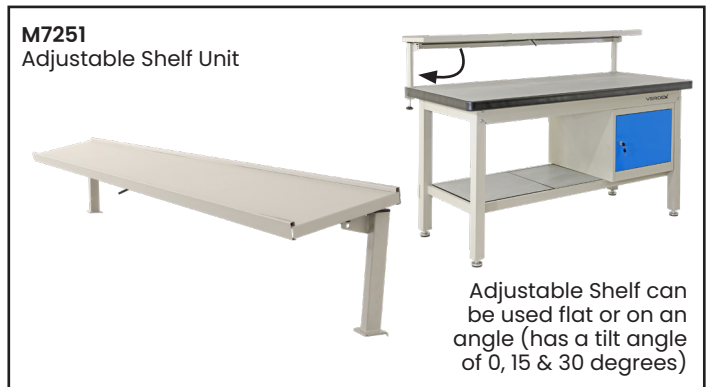
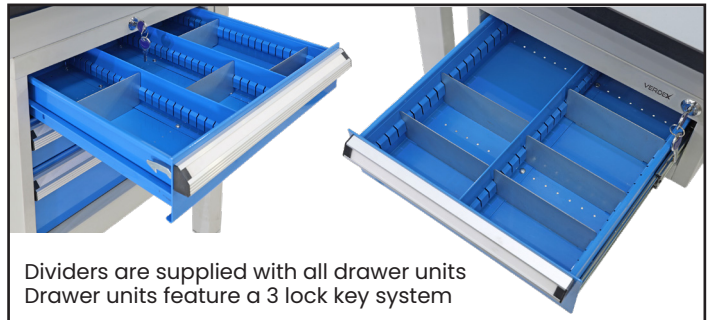
- Heavy duty steel industrial workbenches
- 1000kg wood top bench capacity
- 40mm thick laminated wooden top
- Comes standard with adjustable feet for levelling on uneven floors
- An optional lockable castor kit is available if required
- Range of optional accessories to suit
- Finish: Powder coated light grey



See more information on next page



See more information on next page



See more information on next page

Code	Details	Dimensions (mm)
M7240	Industrial Workbench 1800mm	1800x750x900 (LxWxH)
M7306	Industrial Workbench 1800mm (with bottom shelf)	1800x750x900 (LxWxH)
M7257	Kit of 2 x Upright Panel Beams	825 (H)
M7258	Kit of 3 x Upright Panel Beams	825 (H)
<b>Benchtop Options</b>		
M7918	Back Panel Shelf Divider	40x250x173 (WxDxH)
M7919	Tape Dispenser Holder	150x160x90 (WxDxH)
M7920	A4 Document Holder	215x307x75 (WxDxH)
M7921	Monitor Arm	-
M7922	Label Printer Arm	211x300 (WxD)
M7945	Roll Holder (Half length)	847x70x95 (LxWxH)
M7946	Roll Holder (Full Length)	1720x60x95 (LxWxH)
M7947	Reversible/Tilting Shelf (Half Length)	847x277x65 (LxWxH)
M7948	Reversible Tilting Shelf (Full Length)	1721x280x130 (LxWxH)
M7949	Tool Bin Rail (Half Length)	847x38x83 (LxWxH)
M7950	Tool Bin Rail (Full Length)	1722x82x38 (LxWxH)
M7951	Light Kit	1716x710x510 (LxWxH)
M7251	Adjustable Shelf Unit	1800x250 (LxD)
M7254	2 Tier Shelf Unit	1800x285 (LxD)
M7241	Back Panel Kit	1735x205x825 (LxWxH)
<b>Underbench Options</b>		
M7244	Lockable Drawer Unit (2 drawer)	565x650x280 (WxDxH)
M7312	Lockable Drawer Unit (3 drawer)	565x650x450 (WxDxH)
M7245	Lockable Drawer Unit (6 drawer)	565x580x750 (WxDxH)
M7315	Lockable Cabinet Unit (with shelf)	565x650x450 (WxDxH)
M7246	Castor Kit (includes 4 swivel castors with brakes)	-
M7926	Dividers to suit Undershelf	50x527x355 (WxDxH)
M7927	Tool Holder Shelf (615mm wide)	618x765x172 (WxDxH)
M7928	Slide Out Keyboard Shelf	747x765x127 (LxWxH)
M7929	Slide Out CPU/Printer Shelf	524x765x583 (LxWxH)
M7943	Tool Holder Shelf (Full Length)	1523x650x120 (LxWxH)
M7944	Roll Holder (Full Length)	1592x115x50 (LxWxH)

Visit [www.mhaproducts.com.au](http://www.mhaproducts.com.au) for more images & details