

**END OF YEAR SPECIALS**

**Specials End 31st December**

2021




**MHA**  
**PRODUCTS**

**MATERIALS HANDLING & STORAGE EQUIPMENT**

[www.mhaproducts.com.au](http://www.mhaproducts.com.au)



Order Online

 [www.mhaproducts.com.au](http://www.mhaproducts.com.au)

 **1800 750 900**



# Contact MHA

## Sydney Office

1 Fairview Place, Marsden Park NSW 2765

Tel: 02 8865 1800

✉ nsw@mhaproducts.com.au

## Melbourne Office

Unit 34, 84 Pacific Drive, Keysborough VIC 3173

Tel: 03 9115 9100

✉ vic@mhaproducts.com.au

## Brisbane Office

Unit 2, 71 Flinders Parade, North Lakes QLD 4509

Tel: 07 3558 9700

qld@mhaproducts.com.au



Contact us for a copy  
of our full catalogue  
or download a copy here,

[www.mhaproducts.com.au/catalogue](http://www.mhaproducts.com.au/catalogue)



Instant 30 Day  
account for  
government  
department  
orders

### Head Office Postal Address:

PO Box 2157, North Parramatta NSW 1750

**Email:** sales@mhaproducts.com.au

ABN: 38 368 064 476

## Multi-Purpose Platform Trolleys

- Heavy duty steel platform trolleys are ideal for general warehouse use
- Welded steel construction
- Durable baked enamel paint finish
- Rubber castors - 2 x fixed, 2 x swivel with brakes
- Load Capacity: 540kg
- Castors: 200mm
- Handle Height: 970mm
- Platform Height: 280mm



Code	Overall Length	Platform Size	Unit Weight	WAS	NOW
T3051	1020mm	920x610mm	32kg	<del>\$435</del>	<b>\$391</b>
T3052	1320mm	1120x610mm	36kg	<del>\$478</del>	<b>\$429</b>

**Durolla™**

## Stainless Steel Platform Trolley

- Heavy duty stainless steel platform trolley which is great for use in food and medical areas.
- Fixed handle
- 304 grade stainless steel
- Rubber castors - 2 x fixed, 2 x swivel with brakes
- Load Capacity: 600kg
- Castors: 200mm
- Handle Height: 970mm
- Platform Size: 1220x610mm
- Platform Height: 280mm
- Unit Weight: 46kg



Code	WAS	NOW
ST616	<del>\$863</del>	<b>\$775</b>

**Durolla™**

## Timber Deck Wagon Platform Trolley

- Swivel handled platform truck for moving and turning easily
- The platform is reinforced with steel cross bars for extra strength
- Heavy duty timber platform
- Powder coated blue
- Rubber castors - 2 x fixed, 2 x swivel
- Load Capacity: 700kg
- Castors: 250mm
- Handle Height: 1100mm
- Platform Size: 1200x700mm
- Overall Size (LxWxH): 1200x700x1100mm
- Unit Weight: 60kg



Code	WAS	NOW
T8400	<del>\$640</del>	<b>\$575</b>

**Durolla™**

## 2 Tier Stainless Steel Trolley

- Heavy duty stainless steel 2 tier trolleys which are great for use in hospitality areas.
- The shelves can be used as a flat platform or turned upside down and used as a tray
- Polyurethane castors - 4 x swivel
- 304 grade stainless steel
- Overall Length Including Handle: 750mm
- Load Capacity: 200kg
- Castors: 100mm
- Handle Height: 910mm
- Distance between Trays: 670mm
- Tray Size (WxDxH): 600x400x50mm
- Platform Size: 655x400mm
- Unit Weight: 14kg



**Durolla™**

Code	WAS	NOW
ST620	<del>\$494</del>	<b>\$443</b>

## 3 Tier Stainless Steel Trolley

These stainless steel trolleys are great for use in medical areas, food preparation, schools, laundries etc.

- Rubber corner protectors as standard
- Middle shelf can be removed to make a 2 tier version
- Rubber castors - 2 x swivel, 2 x swivel with brakes
- Load Capacity: 150kg
- Castors: 100mm
- Handle Height: 960mm
- Shelf Size: 900x500mm
- Shelf Heights: 200 + 510 + 820mm
- Overall Size (LxWxH): 1010x560x960
- Unit Weight: 15kg



Code	WAS	NOW
ST673	<del>\$387</del>	<b>\$343</b>

**VERDEX**

## Nestable Basket Trolley

- The Nestable Basket Trolley is ideal for use in supermarkets, liquor and hardware stores
- Top basket can be folded upwards so that multiple trolleys can be nested together when not in use
- Electro galvanised finish
- Rubber castors - 2 x swivel, 2 x swivel with brake
- Load Capacity: 300kg
- Top Shelf Capacity: 100kg
- Castors: 125mm
- Handle Height: 1010mm
- Distance between Shelves: 430mm
- Overall Size (LxWxH): 870x530x1010mm
- Unit Weight: 21kg



**Km**  
Your workmate

Code	WAS	NOW
M1691	<del>\$509</del>	<b>\$458</b>

## Basket Picking Trolley

- The Basket Picking Trolley is lightweight making it ideal for use in clothing stores, mail rooms and order picking in warehouses
- Two mesh baskets allow various sized items to be moved
- Electro galvanised finish
- Rubber castors - 2 x swivel, 2 x swivel with brake
- Load Capacity: 100kg
- Castors: 100mm
- Distance between Baskets: 300mm
- Size of lower Basket (LxWxH): 605x400x110mm
- Size of Top Basket (LxWxH): 605x400x360mm
- Overall Size (LxWxH): 690x410x950mm
- Unit Weight: 13kg

**Km**  
Your workmate



Code	WAS	NOW
M1677	<del>\$339</del>	<b>\$305</b>

## Retail Stock Trolley

- The Retail Stock Trolley is the perfect trolley to take to stores selling bulk and numerous items, as the large shelves fit numerous amounts
- This device is also suitable for transferring goods of any type throughout super markets, factories, and any large warehouse
- Shop trolley with good and robust loading platform. Easy to use even for the heavier loads.
- Electro galvanised and clear coated
- Rubber castors - 2 x fixed, 4 x swivel
- Load Capacity: 400kg
- Castors: 125mm
- Height to Top Shelf: 715mm
- Distance between Shelves: 475mm
- Overall Size (LxWxH): 1320x430x1120mm
- Unit Weight: 24kg



**Km**  
Your workmate

Code	WAS	NOW
M1685	<del>\$607</del>	<b>\$545</b>

## General Purpose 3 Tier Trolley

- Strong general purpose warehouse trolleys great for order picking
- Middle shelf can be removed to make a 2 tier trolley if required
- Bolted steel construction
- Powder coated blue
- Rubber castors - 2 x fixed, 2 x swivel with brakes
- Load Capacity: 350kg
- Castors: 200mm
- Handle Height: 970mm
- Tray Size: 900x500mm
- Shelf Heights: 300+725+1150mm
- Overall Size (LxWxH): 1010x510x1150mm
- Unit Weight: 60kg

**Durolla™**

Code	WAS	NOW
T0252	<del>\$464</del>	<b>\$415</b>





## 2 Tier Tool Trolley (With Drawers)

- Twin drawers with ball bearing sliders and quick return system
- Top drawer depth: 60mm
- Bottom drawer depth: 80mm
- Rubber castors - 2 x swivel, 2 x swivel with brakes
- Load Capacity: 250kg
- Castors: 100mm
- Shelf Size: 680x450mm
- Overall Size (LxWxH): 870x500x950mm
- Unit Weight: 20kg



Code	WAS	NOW
M1485	<del>\$445</del>	<b>\$398</b>

**VERDEX**

## Computer Cart

- These computer carts are great for both office and warehouse use
- Rubber castors - 2 x swivel, 2 x swivel with brakes
- Load Capacity: 250kg
- Castors: 100mm
- Shelf Size: 620x450mm
- Overall Size (LxWxH): 810x510x1160mm
- Unit Weight: 18kg



Code	WAS	NOW
M1470	<del>\$395</del>	<b>\$353</b>

**VERDEX**

## Single Tub Order Picking Trolley

- Simple bolt together construction
- Powder coated finish
- Rubber castors - 2 x swivel, 2 x swivel with brakes
- Load Capacity: 250kg
- Castors: 125mm
- Overall Size (LxW): 835x425mm
- Handle Height: 1050mm
- Top Rail Height: 1000mm
- Bottom Shelf Height: 230mm
- Unit Weight: 16kg
- Clipboard and Laptop holder attachments are optional extras and sold separately (see online)
- Fits 1 tub in either No.7, No. 10 and No.15. Plastic tubs are sold separately which are available in 6 colours (black, blue, green, red, white and yellow)
- Supplied unassembled

**Durolla™**



Clipboard Holder

Laptop Holder

Code	WAS	NOW
T3190	<del>\$248</del>	<b>\$215</b>



## Double Tub Order Picking Trolley

- Simple bolt together construction
- Powder coated finish
- Rubber castors - 2 x swivel, 2 x swivel with brakes
- Load Capacity: 250kg
- Castors: 125mm
- Overall Size (LxW): 1010x650mm
- Handle Height: 1050mm
- Top Rail Height: 880mm
- Bottom Shelf Height: 220mm
- Unit Weight: 21kg
- Clipboard and Laptop holder attachments are optional extras and sold separately (see online)
- Fits 2 tubs in either No.7, No. 10 and No.15. Plastic tubs are sold separately which are available in 6 colours (black, blue, green, red, white and yellow)
- Supplied unassembled

**Durolla™**



Clipboard Holder

Laptop Holder

Code	WAS	NOW
T3195	<del>\$399</del>	<b>\$343</b>



## Multi-Purpose Cage Trolley

- Industrial quality trolleys with cage stop goods falling off the platform
- The cage has fold down sides for easy loading and unloading
- Powder coated steel construction with vinyl platform
- Surround bumper on perimeter of trolley
- Ergonomically designed with handle at optimum height
- Polyurethane castors - 2 x fixed, 2 x swivel
- Load Capacity: 370kg
- Castors: 125mm
- Handle Height: 1000mm
- Platform Size: 920x620mm
- Platform Height: 190mm
- Overall Size (LxWxH): 1000x620x1000mm
- Unit Weight: 27kg

**Durolla™**



Code	WAS	NOW
T9333	<del>\$489</del>	<b>\$438</b>

## Multi-Purpose 2 Tier Cage Trolley

- General purpose 2 tier trolleys with wire sides which keep items on platform
- Powder coated steel construction with vinyl decks
- Surround bumper on perimeter of trolley
- Ergonomically designed with handle at optimum height
- Polyurethane castors - 2 x fixed, 2 x swivel
- Load Capacity: 220kg
- Castors: 100mm
- Handle Height: 1010mm
- Platform Size: 740x480mm
- Platform Height: 140 + 660mm
- Overall Size (LxWxH): 790x480x1010mm
- Unit Weight: 23kg

**Durolla™**



Code	WAS	NOW
T9325	<del>\$446</del>	<b>\$398</b>



## Heavy Duty Cage Trolley (Open Front)

- These cage trolleys are an ideal trolley for stock packing and goods movement
- The base folds up for compact storage which is great if you have multiple trolleys so they can be stored in a compact area
- These trolleys come with a removable bar at the front which when removed the sides can be folded in
- Comes with signboard area on one side
- Powder coated finish
- Rubber castors - 2 x swivel, 2 x swivel with brakes
- Load Capacity: 500kg
- Castors: 150mm
- Internal Size (LxWxH): 890x740x1460mm
- Overall Length (LxWxH): 950x800x1700mm
- Unit Weight: 50kg



**Durolla™**

Code	WAS	NOW
T5310	<del>\$878</del>	<b>\$789</b>

## Solid Cage Trolley

- Great for stock picking in the warehouse or for linen collection in hospitals and nursing homes
- Front cage folds down for easy access to trolley
- Quality castors for smooth and effortless moving
- Powder coated finish
- Fold Down Sides
- Polyurethane castors - 2 x fixed, 2 x swivel
- Load Capacity: 500kg
- Castors: 150mm
- Handle Height: 850mm
- Internal Size (LxWxH): 1040x640x630mm
- Overall Size (LxWxH): 1200x700x850mm
- Unit Weight: 47kg



Code	WAS	NOW
T5203	<del>\$1,035</del>	<b>\$929</b>

**Durolla™**

## Heavy Duty Cage Trolley

- This goods trolley is able to be completely folded when not in use
- Multi-purpose trolley with lockable gates is ideal for transporting goods safely and securely
- Powder coated finish
- Rubber castors - 2 x swivel, 2 x swivel with brakes
- Optional pneumatic wheel kit available - Includes 2 fixed wheels and 2 swivel wheels with brakes
- Load Capacity: 500kg
- Castors: 125mm
- Internal Size (LxWxH): 1030x720x750mm
- Overall Size (LxWxH): 1085x795x990mm
- Unit Weight: 75kg



Code	WAS	NOW
T4065	<del>\$693</del>	<b>\$622</b>

**Durolla™**

## Fully Welded 2 Tier Trolley

- Fully welded steel construction
- Powder coated finish
- Mesh cage sides - 25x25mm size mesh
- 25mm square tube fully welded frame
- Base Height: 175mm
- Clearance Between Top and Bottom Shelf: 415mm
- Height To Top Platform: 620mm
- Depth of Top Tray: 225mm
- Rubber castors - 2 x fixed, 2 x swivel with brakes
- Load Capacity: 300kg
- Castors: 125mm
- Handle Height: 940mm
- Platform Size: 905x605mm
- Internal Size of Top Shelf: 845x550mm
- Overall Size (LxWxH): 1046x605x940mm
- Unit Weight: 35kg



Code	WAS	NOW
T8695	<del>\$725</del>	<b>\$651</b>

**Durolla™**

## Heavy Duty Goods Trolley with Shelf

- An extremely versatile goods cage with the space saving benefit of being able to be collapsed easily for storage when not in use.
- Fitted with a fold up upper shelf and 270 degree opening lockable gates, this cage can be used in a single or a two shelf configuration.
- Powder coated finish
- Lower Shelf Height Space: 780mm
- Upper Shelf Height Space: 700mm
- Lower Shelf Height: 205mm
- Upper Shelf Height: 1010mm
- Rubber castors - 2 x swivel, 2 x swivel with brakes
- Optional pneumatic wheel kit available - Includes 2 fixed wheels and 2 swivel wheels with brakes
- Load Capacity: 500kg
- Castors: 125mm
- Shelf Size: 1030x750mm
- Overall Size (LxWxH): 1100x800x1700mm
- Unit Weight: 90kg



Trolley can be folded for nesting when not in use



Code	WAS	NOW
T4975	<del>\$1,068</del>	<b>\$958</b>

**Durolla™**



## Heavy Duty Security Cage Trolley

- Fully lockable security cages
- These cage trolleys are an ideal trolley for stock packing and goods movement
- The base folds up for compact storage which is great if you have multiple trolleys so they can be stored in a compact area
- Optional heavy duty removable shelves available as pictured
- These trolleys come with a removable bar at the front which when removed the doors can be opened and sides folded in
- Comes with signboard area on the side
- Powder coated finish
- Base Height: 225mm
- Distance Between Shelves: 330, 360, 360, 300mm (bottom to top)
- Shelf Capacity: 125kg (evenly distributed)
- Rubber castors - 2 x swivel, 2 x swivel with brakes
- Load Capacity: 500kg
- Castors: 150mm
- Shelf Size: 1020x750mm
- Overall Size (LxWxH): 1100x850x1700mm

**Durolia™**

Code	Details	Unit Weight	WAS	NOW
T5315B	Cage Trolley - Bar Version	50kg	<del>\$1073</del>	<b>\$961</b>
T5315S	Optional Shelves to suit T5315B		<del>\$125</del>	<b>\$110</b>



T5315B



T5315S

Image of underside of shelf

## Extra Heavy Duty Steel Platform Trolley

- Extra large heavy duty steel platform trolley is ideal for demanding warehouse use
- Fully welded steel construction
- Powder coated blue
- Rubber castors - 2 x fixed, 2 x swivel with brakes
- Load Capacity: 500kg
- Castors: 150mm
- Overall Length: 1210mm
- Handle Height: 1000mm
- Platform Size: 1100x600mm
- Platform Height: 235mm
- Unit Weight: 34kg



**Durolia™**

Code	WAS	NOW
T3080	<del>\$593</del>	<b>\$530</b>

## Steel Panel Rack Cart (With Tool Bin)

- These powder coated panel carts are ideal for moving large bulky goods including, timber sheets, plasterboard, mattresses etc.
- Convenient tool bucket located in middle of unit for storing small parts and tools
- Bucket is removable if not required
- Easy loading rollers included on 1 end
- Space Between Outer Bars: 70mm
- Space Between Inner Bars: 205mm
- Heavy duty resin castors - 2 x fixed, 2 x swivel with brakes
- Load Capacity: 700kg
- Castors: 100mm
- Platform Height: 200mm
- Platform Size: 685x810mm
- Overall Size (LxWxH): 820x690x1120mm
- Unit Weight: 51kg



**Durolia™**

Code	WAS	NOW
T8666	<del>\$525</del>	<b>\$469</b>

## Panel Cart with Adjustable Load Bars

- The Panel Cart is ideal for moving long/bulky products
- Bars can be set at different spacing so that a variety of different sized products can be transported.
- Electro galvanised finish
- Supplied standard with 2 load bars, but can be fitted with up to 7 bars at once
- Rubber castors - 2 x fixed, 2 x swivel with brakes
- Load Capacity: 500kg
- Castors: 200mm
- Overall Size (LxWxH): 1250x700x945mm
- Unit Weight: 39kg



**VERDEX**

Code	Details	WAS	NOW
M1265	Panel Cart	<del>\$680</del>	<b>\$610</b>
M1266	Additional Load Bars	<del>\$65.80</del>	<b>\$58.50</b>

## 400L Steel Waste Trolley

- The waste trolley is an ideal device for collecting and moving waste and scrap parts
- Perfect for collecting waste from production lines and engineering workshops
- Powder coated finish
- Pneumatic Wheels: 400mm diameter
- Single Rubber Rear Wheel: 200mm diameter
- Load Capacity: 400kg
- Overall Size (LxWxH): 1390x740x920mm
- Unit Weight: 55kg



**VERDEX**

Code	WAS	NOW
M6060	<del>\$977</del>	<b>\$877</b>



## Plastic Bin Trolleys

- Heavy duty rotomoulded tub with 25mm steel tubular frame
- Internal Base Dimension (WxL): 500x780mm
- Internal Top Dimension (WxL): 615x910mm
- Outer Rim Dimension (WxL): 740x1045mm
- Height From Ground To Top Rim: 740mm
- Nylon castors - 2 x fixed, 2 x swivel
- Load Capacity: 400kg
- Bin Capacity: 400L
- Castors: 100mm
- Handle Height: 780mm



T1125



T1120

### VERDEX

Code	Details	Overall Size (WxDxH)	Unit Weight	WAS	NOW
T1120	Blue	1200x740x780mm	25kg	<del>\$492</del>	\$439
T1125	White	1200x740x780mm	25kg	<del>\$492</del>	\$439

## 3 Basket Office Trolley

- Great for storing small parts and items neatly in the office
- Supplied with plastic baskets as pictured
- Integrated frame handles
- Plastic Basket Size (LxWxH): 510x360x200mm
- Nylon castors - 2 x swivel, 2 x swivel with brakes
- Load Capacity: 50kg
- Castors: 100mm
- Shelf Size: 500x400mm
- Overall Size (LxWxH): 520x470x1085mm
- Unit Weight: 11kg



### VERDEX

Code	WAS	NOW
M1525	<del>\$275</del>	\$245

## Plastic X Shape Laundry Trolley

- Lightweight trolley which is great for carting linen or waste
- Easily remove the waste bag by unhooking from the frame
- Can be folded when not in use
- Strong vinyl bag
- Rubber castors - 4 x swivel
- Load Capacity: 60kg
- Castors: 75mm
- Volume Capacity: 178L
- Overall Size (LxWxH): 690x660x950mm
- Unit Weight: 10kg



### VERDEX

Code	WAS	NOW
T9070	<del>\$278</del>	\$246

## Quad Deck Tool Cart (With Tool Board)

- Excellent tool cart with square hole pegboard
- Supplied with accessories
- Tray depth: 50mm
- Nylon castors - 2 x swivel, 2 x swivel with brakes
- Load Capacity: 300kg
- Castors: 100mm
- Platform Heights: 170 + 370 + 570 + 770mm
- Shelf Size: 585x405mm
- Overall Size (LxWxH): 680x430x1215mm
- Unit Weight: 24kg



### VERDEX

Code	WAS	NOW
M1466	<del>\$695</del>	\$624

## Pegboard Tool Trolley

- Great tool trolley for general workshop use
- Comes with metal pegboard on back as well as the sides which can be used to hold tools and equipment
- Powder coated light grey finish
- 75mm rubber castors - 2 x fixed, 2 x swivel with brakes
- Load Capacity: 250kg
- Handle Height: 825mm
- Shelf Heights: 160 + 510 + 900mm
- Shelf Size: 595x405mm
- Back Panel Size: 605x440mm
- Overall Size (LxWxH): 670x415x1730mm
- Unit Weight: 30kg



### STORMAX

Code	WAS	NOW
T8186	<del>\$394</del>	\$354





## Powered Dump Truck

- Great for dirt, bark and rubbish removal in outdoor areas
- Emergency stop button
- Forward and reverse drive
- Variable speed controller
- Powered by 3 x 12V/ 55Ah batteries
- Pneumatic wheels
- Moving Speed: 5-8km/h
- Lift Time: 15 secs
- Lift Angle: 45 degrees
- Electro magnetic brake
- Load Capacity: 800kg
- Wheels: 325mm
- Handle Height: 1000mm
- Tray Height from Ground: 740mm
- Tray Size (LxWxH): 1510x800x310mm
- Overall Size (LxWxH): 2250x810x1070mm
- Unit Weight: 250kg



**LIFTEX**

Code	WAS	NOW
T9310	<del>\$5,985</del>	<b>\$5,385</b>

## Load Shifting Skates 2.5 & 6 Tonne Capacity

- These shifting skates can be used wherever heavy objects need to be moved
- Large diameter nylon rollers ensure ease of movement and spread the load to protect floors from damage caused from high load points
- Fitted with a rubber surface to protect the objects being moved
- SS2000 castors: 2x85mm
- SS6000 castors: 6x85mm



**LIFTEX**

Code	Details	Overall Size (LxWxH)	Unit Weight	WAS	NOW
SS2000	2500kg Capacity	210x100x105mm	4kg	<del>\$193</del>	<b>\$173</b>
SS6000	6000kg Capacity	260x230x105mm	12kg	<del>\$264</del>	<b>\$237</b>

## 6000kg Steerable Load Skate

- The steerable skate can be used to move heavy objects
- The rubber padded platform swivels on a thrust bearing allowing easy movement around corners
- Nylon roller wheels
- Load Capacity: 6000kg
- Castors: 85mm in diameter
- Castors Width: 90mm
- Pad Size: 400x220mm
- Base Size (LxWxH): 550x590x120mm
- Unit Weight: 45kg



**LIFTEX**

Code	WAS	NOW
LS6000	<del>\$663</del>	<b>\$596</b>

## Self Propelled Electric Scissor Lift Trolley

- Powered Lift and Drive makes this unit ideal for a wide range of applications, including in hospitals and libraries
- Single Scissor
- 2 x rear swivel castors with brakes
- 2 x pneumatic drive wheels
- Batteries: 2x12V 33Ah
- Curtis Controller: 70A
- Motor (Driving): 400W
- Motor (Lifting): 400W
- Lifting Time: 17 seconds
- Load Capacity: 400kg
- Rear Castors: 150mm
- Front Wheels: 275mm
- Table Size: 1000x600mm
- Lifting Range: 460-900mm
- Overall Size (LxWxH): 1240x600x1100mm
- Unit Weight: 180kg



**LIFTEX**

Code	WAS	NOW
LT7340	<del>\$1,368</del>	<b>\$1,229</b>

## Double Scissor Lift Trolley

- Self Propelled Double Electric Scissor lift is optimal for reaching high spaces
- 2 x rear swivel castors with brake
- 2 x pneumatic drive wheels
- Batteries: 2x12V 33Ah
- Curtis Controller: 70A
- Motor (Driving): 400W
- Motor (Lifting): 400W
- Lifting Time: 17 seconds
- Load Capacity: 400kg
- Rear Castors: 150mm
- Front Wheels: 275mm
- Table Size: 1100x600mm
- Lifting Range: 460-1600mm
- Overall Size (LxWxH): 1340x660x1100mm
- Unit Weight: 234kg



**LIFTEX**

Code	WAS	NOW
LT7440	<del>\$4,865</del>	<b>\$4,375</b>



## Stainless Steel Scissor Lift Trolley

- Ideal for use in food, pharmaceutical or hygiene areas.
- Foot operated hydraulic operation
- Lever release control
- Safety overload bypass valve
- Stepless rate of lowering regardless of load weight
- Scissor and pump unit is galvanised
- Stainless Steel Grade 304
- Polyurethane castors - 2 x fixed, 2 x swivel with brakes
- 100kg load capacity
- Castors: 100mm
- Table Size: 700x445mm
- Lifting Range: 250-1220mm
- Unit Weight: 55kg



**LIFTEX**

Code	WAS	NOW
LT8714	<del>\$1,595</del>	<b>\$1,430</b>

## Extra Large Scissor Lift Trolley

- Excellent for handling large bulky items.
- The table is elevated by a pump action foot pedal and smoothly lowered by a hand operated release trigger.
- Foot operated hydraulic operation
- Lever release control
- Safety overload bypass valve
- Positive braking system on rear wheels
- Durable powder coated finish
- Stepless rate of lowering regardless of load weight
- Polyurethane castors- 2 x fixed, 2 x swivel with brakes
- Load Capacity: 500kg
- Castors: 125mm
- Table Size: 1600x810mm
- Lifting Range: 300-935mm
- Unit Weight: 154kg



**LIFTEX**

Code	WAS	NOW
LT8720	<del>\$1,368</del>	<b>\$1,229</b>

## Scissor Lift Trolleys

- These units help take the strain out of loading and unloading items from raised levels.
- The table is elevated by a pump action foot pedal and smoothly lowered by a hand operated release trigger.
- LT8701 has a foldable handle
- Foot operated hydraulic operation
- Lever release control
- Safety overload bypass valve
- Stepless rate of lowering regardless of load weight
- Durable powder coated finish
- Polyurethane castors - 2 x fixed, 2 x swivel with brakes
- Load Capacity: 500kg
- Castors: 125mm
- Table Size: 850x500mm
- Lifting Range: 340-850mm
- Unit Weight: 81kg



LT8701



LT8702



LT8703



LT8704

Code	Capacity	Details	Platform Size	Min Height	Max Height	Unit Weight	WAS	NOW
LT8701	150kg	Single Scissor	450x700mm	225mm	730mm	46kg	<del>\$485</del>	<b>\$435</b>
LT8702	300kg	Single Scissor	500x850mm	340mm	900mm	77kg	<del>\$675</del>	<b>\$605</b>
LT8703	500kg	Single Scissor	500x850mm	340mm	850mm	81kg	<del>\$728</del>	<b>\$648</b>
LT8704	350kg	Double Scissor	500x910mm	380mm	1330mm	105kg	<del>\$790</del>	<b>\$710</b>

**LIFTEX**





## Self Propelled Electric Scissor Lift Trolley

- These self propelled lift tables take the effort of having to push heavy items manually as well as having electric operated lift.
- With the centre drive wheel it makes it extremely easy to manoeuvre loads in narrow aisles or tight spaces.
- Comes complete with side cage as pictured which can be easily removed if not required
- Includes centre wheel unit
- 4 x swivel castors with brake
- 2 x pneumatic centre drive wheels
- Batteries: 2x12V 33Ah
- Curtis Controller: 70A
- Motor (Driving): 400W
- Motor (Lifting): 400W
- Lifting Time: 17 seconds
- Load Capacity: 400kg
- Castors: 150mm
- Middle Wheels: 260mm
- Table Size: 1000x600mm
- Lifting Range: 450-1625mm
- Cage Height: 450mm
- Overall Size (LxWxH): 1340x600x1055mm
- Unit Weight: 234kg



Code	WAS	NOW
LT7640	<del>\$4,850</del>	\$4,359



**LIFTEX**

## Electric Scissor Lift Trolley with Cage

- These self propelled lift tables reduce the need to push heavy items manually as well as having electric operated lift.
- With the centre drive wheel it makes it extremely easy to manoeuvre loads.
- Comes complete with a removable side cage
- 4 x swivel castors with brakes
- 2 x pneumatic centre drive wheels
- Batteries: 2x12V 33Ah
- Curtis Controller: 70A
- Motor (Driving): 400W
- Motor (Lifting): 400W
- Lifting Time: 17 seconds
- Load Capacity: 400kg
- Castors: 150mm
- Middle Wheels: 275mm
- Table Size: 1000x600mm
- Lifting Range: 460-900mm
- Cage Height: 600mm
- Overall Size (LxWxH): 1240x600x1100mm
- Unit Weight: 180kg



Code	WAS	NOW
LT7240	<del>\$5,235</del>	\$4,710



**LIFTEX**

## Low Profile Pallet Lift Table (1000kg)

- Many applications require the regular loading and unloading of palletised goods.
- Repetitive lifting and stretching can be time consuming and hazardous.
- Using pallet lift tables elevates pallets to the optimum lift height reducing the risk of repetitive strain injury and increasing productivity.
- Supplied with entry ramp to allow pallet truck entry
- Can be supplied with optional rotator ring
- Tables are specially made for handling pallets, no need for a pit or load ramps
- Upper platform fitted with safety perimeter to prevent descent on contact with obstructions
- 24v control box with UP and DOWN buttons and emergency stop
- External power pack equipped with a relief valve against overloading and a compensating flow valve for controlling lowering speed
- Power Supply: 240v
- Hose burst safety valve to stop the lift table lowering in case of hose breakage
- Removable lifting eyes to facilitate handling and installation of the lift table
- Oil-less bushings on pivot points
- Load Capacity: 1000kg
- Platform Size: 1140x1420mm
- Lifting Range: 85-880mm
- Lift Time: 25 seconds
- Unit Weight: 357kg




Code	WAS	NOW
LT7250	<del>\$4,890</del>	\$4,397

**LIFTEX**



## 1000KG Hi-Lift Pallet Trucks (Manual)

- Great for lifting skids and pallets with no bottom rail
- Extremely easy to pump and light weight
- Quick-lift as standard with automatic transfer to normal lifting loads over 150kg
- Automatic descending speed control, regardless of load
- Front support legs and adjustable stabilisers ensure maximum stability
- Heavy duty design
- Conforms to EN 1757-4
- Not suitable for closed pallets with a bottom rail
- Load Capacity: 1000kg
- Min Fork Height: 85mm
- Max Fork Height: 800mm
- Tine Size: 50x160mm



Code	Details	Length	Width	Unit Weight	WAS	NOW
PT7230	520mm wide	1100mm	520mm	118kg	<del>\$1,145</del>	<b>\$1,025</b>
PT7231	685mm wide	1150mm	680mm	125kg	<del>\$1,145</del>	<b>\$1,025</b>

**LIFTEX**

## Stainless Steel Pallet Truck

- Euro Size Pallet Truck is ideal for the food, chemical and pharmaceutical industry or where corrosive acids are used
- Front wheels are fully enclosed which is a required for clean rooms and food environments
- Nylon Wheels
- Steering Wheel Size: 50x200mm
- Nylon wheels
- Load Capacity: 2000kg
- Tine Size: 60x160mm
- Length: 1150mm
- Width: 520mm
- Min. Fork Height: 85mm
- Unit Weight: 75kg



Code	WAS	NOW
PT7215	<del>\$3,995</del>	<b>\$3,595</b>

**LIFTEX**

## Pallet Elevator with Pallet Truck Base

- The pallet elevator keeps the active layer of the load at or above waist height, eliminating bending and lifting.
- This pallet elevator suits a standard Pallet Truck
- It is proving highly effective at reducing the incidences of repetitive strain and back injury.
- The construction of the pallet elevator is a scissor type action with varying springs which can be adjusted for different heights
- Turntable allows the operator to rotate the load with minimal stretching and reaching.
- No ground fixing required
- Powder coated finish
- Load Capacity: 2000kg
- Table Diameter: 1110mm
- Low Height: 315mm
- Max Height: 790mm
- Fork Pocket Centres: 615mm
- Fork Pocket Size: 300x90mm
- Unit Weight: 195kg



**LIFTEX**


Code	WAS	NOW
31031P	<del>\$2,005</del>	<b>\$1,855</b>

## Rotatable Electric Lift Table

- The pallet elevator is electric up and down via foot pedal and manual rotating top
- It is ideal for varying weight pallets as there is no need to change springs
- Turntable allows the operator to rotate the load with minimal stretching and reaching while controlling the up/down operation via the foot pedal controls
- Can be easily moved around factory with a forklift
- No ground fixing required
- Power: 240V
- Load Capacity: 2000kg
- Lifting Range: 300-710mm
- Table Diameter: 1110mm
- Base Frame Size (LxW): 935x915mm
- Unit Weight: 175kg



Foot Pedal to raise and lower platform



Code	WAS	NOW
LT7050	<del>\$4,461</del>	<b>\$4,010</b>

**LIFTEX**

## Powered Rotatable Electric Lift Table

- The pallet elevator is electric up, down and rotating top via pendant control
- It is ideal for varying weight pallets as there is no need to change springs
- Powered Rotation in both directions which can be set to rotate continuously.
- Can be easily moved around factory with a forklift
- No ground fixing required
- Power: 240V
- Load Capacity: 2000kg
- Lifting Range: 340-710mm
- Table Diameter: 1110mm
- Base Frame Size (LxW): 935x915mm
- Unit Weight: 190kg



Pendant Control Unit



Code	WAS	NOW
M2126	<del>\$6,800</del>	<b>\$6,120</b>

**LIFTEX**

View this product video online at [www.mhaproducts.com.au/M2126](http://www.mhaproducts.com.au/M2126)





## 4.5 Tonne Fixed Short Jib

- This 4500kg short fixed jib is designed as an affordable general purpose jib which is great for confined spaces and has a 1.9 metre reach when fully extended.
- Finish: Zinc plated
- 4 jib positions
- Overall Dimensions (closed): 1270x490x250mm (LxWxH)
- SWL: 4500kg
- Jib Length when closed: 1250mm
- Jib Length when extended: 1900mm
- Fork Pocket Size: 185x65mm
- Fork Pocket Centres: 290mm
- Unit Weight: 95kg

**LIFTEX**





SAFE WORKING LOADS (SWL) PER POSITION				
POSITION	1	2	3	4
EXTENSION (mm)	670	1165	1545	1925
SWL (kg)	4500	2900	1300	750

Code	WAS	NOW
JS4500	<del>\$1,350</del>	<b>\$1,210</b>

## 2.0 Tonne Hook & Tow Jib Attachment

- This 2000kg hook & tow jib is suitable for most forklifts and is a simple slip-on attachment with safety chain and swivel hook
- Safe Working Load: 2000kg at 1160mm load centre
- Finish: Zinc plated
- Maximum weight on towball must not exceed 500kg
- Hook jib has 2 lifting positions
- Overall Dimensions: 1410x420x140mm (LxWxH)
- SWL: 2000kg
- Jib Length when closed: 2000mm
- Jib Length when extended: 3500mm
- Fork Pocket Size: 140x65mm
- Fork Pocket Centres: 250mm
- Fork Pocket Length: 1220mm
- Unit Weight: 45kg



Code	WAS	NOW
HJ2005	<del>\$650</del>	<b>\$575</b>

**LIFTEX**

## 2000KG Automatic Pallet Hook

- The automatic pallet hook is self-levelling for ease of operation.
- An internal spring mechanism ensures the lifting eye is in the correct position to keep the tines horizontal, eliminating the need to reposition the lifting ring.
- Enclosed frame members protect the operator from moving parts. The Pallet Hook has been designed & certified in accordance with relevant Australian Standards
- Clearance is the minimum distance between tines and head
- Finish: Zinc plated
- SWL: 2000kg
- Load Centre 600mm
- Adjustable Tine Size: 100x45x1055mm
- Shipping Size: 1200x1250x1800mm
- Clearance: 1355mm
- Unit Weight: 196kg


**LIFTEX**



Code	WAS	NOW
PH2908	<del>\$2,235</del>	<b>\$1,995</b>

## Slip-On Roll Forklift Prong

- Slip-On Roll Prong suitable for fabric, cable and coil products.
- Can also be used for carpet handling, but usage is generally restricted to larger forklifts due to the extended load centre created by the length of the tines. These attachments quickly adapt to almost any forklift and require only the connection of a safety chain to prevent unintentional disengagement.
- Prongs are manufactured from solid steel
- Finish: Zinc Plated
- The safe working load (SWL) is measured at 1400mm load centre
- SWL: 510kg
- Prong Diameter: 70mm
- Length: 2800mm
- Fork Pocket Size: 190x65mm
- Fork Centres: 345mm
- HCG: 845mm
- Unit Weight: 163kg



Code	WAS	NOW
F2992	<del>\$1,600</del>	<b>\$1,415</b>

**LIFTEX**

## Fork Extension Slippers/Tines

- Fork slippers extend the versatility of your lift truck
- The safe working load (SWL) is measured per pair at 600mm load centre
- These slippers are for general usage and are required to not exceed the forklift tine length by more than 50%
- SWL: \*2700kg
- Length: 1830mm
- Internal Size: 140x50mm
- External Size: 155x60mm
- HCG: 825mm
- Weight Per Pair: 55kg

\*SWL shown here is the maximum, however it varies depending on forklift capacity - refer to load chart provided on fork slippers and forklift capacity

Fork slipper hooks around the back of the fork tines to keep secure during use



Code	WAS	NOW
F2932	<del>\$455</del>	<b>\$405</b>

**LIFTEX**



## 120KG Fork/Platform Trolley

- Robust, light weight steel construction and ideal for lifting heavy items to a work bench level for working on
- The platform is removable and has 2 fork tines under platform for lifting small skids
- Load Capacity: 120kg
- Rear Castors: 200mm
- Front Castors: 50mm
- Platform Size: 500x420mm
- Fork Size: 50x420mm
- Lifting Range: 95-1050mm
- Overall Size (LxWxH): 700x460x1370mm
- Unit Weight: 39kg

**LIFTEX**



Code	WAS	NOW
L7285	<del>\$943</del>	<b>\$846</b>

## Electric Fork/Platform Stacker

- Electric hydraulic lift
- Battery: 12v 80Ah
- Comes with a removable platform and has 2 adjustable fork tines under platform for lifting skids and pallets
- Polyurethane castors - 2 x fixed, 2 x swivel with brakes
- Load Capacity: 400kg
- Rear Castors: 125mm
- Front Castors: 75mm
- Platform Size: 660x580mm
- Fork Length: 650mm
- Lifting Range: 80-1500mm
- Overall Size (LxWxH): 1040x590x1710mm
- Unit Weight: 120kg




**LIFTEX**

Code	WAS	NOW
S7251	<del>\$2,965</del>	<b>\$2,665</b>

## 2.5 Tonne Forklift Tine Hook

- Converts forklift into a mobile crane in seconds
- Adjustable mounting position along the length of the fork
- Secured to forks by thumb screw
- Swivel hook includes safety latch
- Load Capacity: 2500kg
- Fork Pocket Size: 150x60mm
- Unit Weight: 25kg



Code	WAS	NOW
DL7200	<del>\$488</del>	<b>\$439</b>

**LIFTEX**

## Deluxe Drum Cradle

- Heavy duty drum cradle with retractable handles for use on 210 litre steel drums
- Great for moving drums around the site and to lay drums into the side position.
- Durable zinc plated finish
- Single person operation
- Wheel Type: Nylon
- Load Capacity: 300kg
- Overall Size (LxWxH): 1000x370x450mm
- Unit Weight: 14.5kg



Code	WAS	NOW
DL2690	<del>\$295</del>	<b>\$265</b>

**LIFTEX**

## Hook Drum Lifter

- Suitable for both steel and plastic 210 litre drums
- Works on almost any drum that has a rim to grab onto
- Ideal for picking up a drum in the middle of a cluster without having to move any that are in front
- Load Capacity: 500kg
- Overall Size (HxWxD): 215x711x711mm
- Unit Weight: 13kg



Code	WAS	NOW
DL7253	<del>\$279</del>	<b>\$249</b>

**LIFTEX**

## Parrot Beak Drum Lifter

- Suitable for both steel and plastic 210 litre drums
- Simple auto clamp operation - no need to leave the drivers seat
- Allows the operator to remove and place drums on pallets or bunds without having to leave the forklift seat
- Height adjustable for use with different drum shapes
- Available in single and double drum pickups
- Finish: Painted safety yellow
- Load Capacity per beak: 360kg
- Fork Pocket Size (LxWxH): 750x150x55mm
- Fork Pocket Centres: 500mm
- Unit Weight: 45kg



**LIFTEX**

Code	WAS	NOW
DL7250	<del>\$749</del>	<b>\$673</b>





## Steel & Plastic Drum Lifter & Rotator

- This drum lifter can pickup and rotate drums with ease
- Manual foot or handle hydraulic pump for lifting
- Worm drive handle for drum tilting
- Load Capacity: 450kg
- Lifting Height: 1500mm
- Leg Length: 770mm
- Distance between legs: 710mm
- Overall Size (LxWxH): 1400x1000x2100mm
- Unit Weight: 190kg

**LIFTEX**

Code	WAS	NOW
DL7203	<del>\$1,945</del>	<b>\$1,750</b>



## Side Shift Drum Palletiser

- The Side Shift Drum Palletiser is specially designed for moving drums and barrels from any position on a pallet.
- It uses a sliding side-shift arrangement allowing it to even be used for moving containers and drums placed in the centre of a pallet.
- The palletiser straddles the pallet and only requires access to one side, thus allowing pallets in confined areas to be kept against the wall even when unloading.
- When moving the drum onto another pallet, scales or the floor, the drum can also be moved to either side using the side-shift arrangement
- This unique design side shift drum palletiser can pickup drums from any position on the pallet, skid or bund - straddles beside and over the pallet
- Suitable for both steel and plastic drums
- The operator requires only 12kg of force on the handle to lift a 300kg drum
- Load Capacity: 350kg
- Ground/Pallet Clearance: 350mm
- Max Lift Height: 575mm
- Overall Size (LxWxH): 920x1550x1520mm
- Unit Weight: 168kg


**LIFTEX**

Code	WAS	NOW
DL6974	<del>\$4,995</del>	<b>\$4,495</b>



## Expanding Nylon Skate Conveyor

- Self tracking flexible conveyor which can expand from 1100mm to 4000mm
- Multiple units can be joined to make 1 continuous conveyor system
- Excellent for truck and container unloading and for assembly lines
- Easy and quick setup with adjustable height legs and brake castors on every leg
- Reduces manual handling
- Bolted steel construction with nylon skate wheels
- Width: 610mm
- Load Capacity Per Metre: 75kg
- Castors: 105mm
- Length Retracted: 1100mm
- Length Expanded: 4000mm
- Height Range: 690-1000mm
- Unit Weight: 90kg



**troden**

Code	WAS	NOW
40129N	<del>\$1,985</del>	<b>\$1,746</b>



## Expanding Roller Conveyors

- The flexible expanding roller conveyor expands from 1500mm to 4000mm
- Multiple units can be joined to make 1 continuous conveyor system
- The roller conveyor is good for odd shaped cartons and bags of goods where the skate wheel conveyor won't work
- Easy and quick setup with height adjustable legs and 125mm brake castors on every leg
- Reduces manual handling
- Bolted steel construction with steel rollers
- Height Range: 690-1000mm
- 130kg load capacity per metre
- Length Retracted: 1500mm
- Length Expanded: 4000mm




Steel Rollers

**troden**

Code	Width	Unit Weight	WAS	NOW
40123	460mm	96kg	<del>\$1,985</del>	<b>\$1,785</b>
40124	610mm	116kg	<del>\$2,095</del>	<b>\$1,880</b>
40128	760mm	126kg	<del>\$2,390</del>	<b>\$2,149</b>

## Expanding Skate Conveyors

- Self tracking flexible expanding conveyor which expands from 1100mm to 4000mm
- Multiple units can be joined to make 1 continuous conveyor system
- Excellent for truck and container unloading and for assembly lines
- Easy and quick setup with adjustable height legs and brake castors on every leg
- Reduces manual handling
- Bolted steel construction with skate wheels
- Load Capacity Per Metre: 100kg
- Castors: 125mm
- Length Retracted: 1100mm
- Length Expanded: 4000mm
- Height Range: 690-1000mm



Code	Width	Unit Weight	WAS	NOW
40125	460mm	112kg	<del>\$1,947</del>	<b>\$1,750</b>
40129	610mm	124kg	<del>\$2,090</del>	<b>\$1,880</b>
40130	760mm	142kg	<del>\$2,365</del>	<b>\$2,125</b>




**troden**

## Electric Expanding Roller Conveyors

- Simply plug in and go, this powered electric roller conveyor is great for carrying boxes and items up hill where gravity may not be achievable
- This conveyor is flexible and expands from 1500mm to 4000mm
- Multiple units can be joined to make 1 continuous powered conveyor system
- Great for loading and unloading containers
- Easy and quick setup with adjustable height legs and brake castors on every leg
- Quiet operation 240V AC motor with forward and reverse action and adjustable roller speed
- Load Capacity Per Metre: 140kg
- Castors: 125mm
- Length Retracted: 1500mm
- Length Expanded: 4000mm
- Height Range: 690-1000mm

**troden**

Code	Width	Unit Weight	WAS	NOW
40143	460mm	126kg	<del>\$6,320</del>	<b>\$5,685</b>
40145	760mm	172kg	<del>\$7,685</del>	<b>\$6,910</b>







## 5.5 Tonne Capacity 1 Piece Container Ramp

This container ramp is a great general purpose ramp for unloading containers using pallet trucks or forklifts. This is a one piece unit with forklift slots at the front for easy transport. Finished in painted yellow and supplied with chain & D Shackle, the 5.5 Tonne container ramp is ready for immediate delivery.

- Load Capacity: 5500kg
- Width: 2200mm
- Height: 160mm
- Length: 1200mm
- Unit Weight: 160kg



**troden**


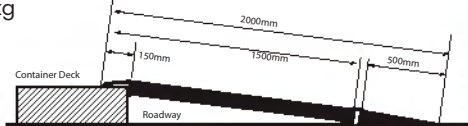
Code	WAS	NOW
R2995	<del>\$995</del>	<b>\$890</b>

## 7 Tonne Capacity Container Ramp

This container ramp is designed primarily for bridging into a standard container from ground level that is slightly uneven due to its self-levelling lip.

The ramp footling fold has handles which you can easily fold back to move the ramp using the fork slots. Finished in painted yellow and supplied with chain & D shackle, the 7 Tonne container ramp is ready for immediate delivery.

- Load Capacity: 7000kg
- Width: 2200mm
- Length: 2000mm
- Fork Pocket Size: 165x60mm
- Fork Pocket Centres: 775mm
- Unit Weight: 275kg



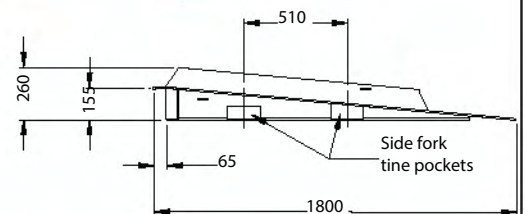
**troden**

Code	WAS	NOW
R2901	<del>\$1,455</del>	<b>\$1,305</b>

## 8 Tonne Heavy Duty Container Ramp

The container ramp is a heavy duty ramp for unloading containers of heavy products with a large forklift. This ramp has been designed for fast positioning and removal with tine pockets on the side plus pop up tine slots in the top for front removal. The ramp has an enamel painted finish. Comes standard with 100mm raised side plates which ensure the forklift remains on the ramp.

- Load Capacity: 8000kg
- Width: 2320mm
- Platform Height: 260mm
- Length: 1800mm
- Top Fork Pocket Centres: 518mm
- 6mm thick Steel Plate on ramp
- Unit Weight: 410kg



**troden**

Code	WAS	NOW
R2905	<del>\$3,025</del>	<b>\$2,715</b>



# Aerosol Gas Storage Cages

- Heavy duty steel construction storage cages designed specifically for aerosol cans
- Power coated green
- All cages have lockable doors and bolt down plates for added security
- Designed to comply with relevant Australian Standards

**STORMAX**



AS8050



AS8051



AS8052



AS8053



AS8054



AS8055

Code	Can Storage Capacity	Internal Size (HxWxD)	External Size (HxWxD)	Distance between shelves	Unit Weight	WAS	NOW
AS8050	12	305x490x220mm	400x500x250mm	-	9kg	<del>\$510</del>	<b>\$450</b>
AS8051	60	570x690x270mm	650x700x300mm	270mm	12kg	<del>\$630</del>	<b>\$573</b>
AS8052	108	805x850x370mm	900x850x400mm	250mm	34kg	<del>\$992</del>	<b>\$890</b>
AS8053	216	800x1645x365mm	900x1655x400mm	250mm	67kg	<del>\$1,382</del>	<b>\$1,240</b>
AS8054	216	1715x840x360mm	1800x850x400mm	325mm	67kg	<del>\$1,382</del>	<b>\$1,240</b>
AS8055	432	800x1645x365mm	1800x1655x400mm	325mm	131kg	<del>\$2,103</del>	<b>\$1,890</b>





## Forklift Gas Storage Cages

- Heavy duty steel construction storage cages specifically designed for storage of LPG cylinders used on forklifts
- Powder coated green
- Cylinder chain restraint
- All cages have padlockable doors for increased safety
- Designed to comply with relevant Australian Standards
- AS8043 - Distance between shelves: 880mm



Code	LPG Cylinder Capacity	Internal Size (HxWxD)	External Size (HxWxD)	Unit Weight	WAS	NOW
AS8040	2	780x710x395mm	960x730x430mm	35kg	<del>\$785</del>	\$685
AS8041	4	790x720x695mm	990x730x740mm	65kg	<del>\$995</del>	\$890
AS8042	6	840x1030x675mm	1005x1090x740mm	95kg	<del>\$1,824</del>	\$1,640
AS8043	12	1790x1030x675mm	1950x1090x740mm	182kg	<del>\$1,915</del>	\$1,720

**STORMAX**

## Flammable Liquid Safety Cabinets

- High quality construction using zinc coated steel sheeting
- Powder coat finish giving high resistance to splashes and spills
- All products designed to comply with Australian Standards and relevant Dangerous Goods Regulations
- All cabinets supplied inclusive of all relevant safety signage and decals
- Adjustable slow release user friendly hydraulic door control closure systems
- Stainless steel continuous pin hinging for reliable and accurate door closing
- Adjustable and removable shelves



Code	Storage Capacity	Internal Size (HxWxD)	External Size (HxWxD)	Unit Weight	WAS	NOW
DG8030	30L	550x410x370	800x510x470	33kg	<del>\$995</del>	\$890
DG8006	60L	820x410x370	1070x510x470	41kg	<del>\$1,138</del>	\$1,020
DG8100	100L	715x825x525	800x920x620	65kg	<del>\$1,465</del>	\$1,315
DG8160	160L	1030x1010x370	1300x1100x470	78kg	<del>\$1,585</del>	\$1,420

**STORMAX**



## 250L Flammable Liquid Safety Cabinet

- High quality construction using zinc coated steel sheeting
- Powdercoat finish giving high resistance to splashes and spills
- All cabinets supplied inclusive of all relevant safety signage and directions
- Designed to comply with relevant Australian Standards
- Adjustable slow release user friendly hydraulic door control closure systems
- Adjustable and removable shelves
- Cabinet sits on feet for cleaning underneath
- Storage Capacity: 250 litre
- 4L Drum Capacity: 70
- 20L Drum Capacity: 9
- No. of Shelves Supplied: 3
- Internal Size (HxWxD): 1503x1018x420mm
- External Size (HxWxD): 1970x1100x500mm
- Unit Weight: 123kg



Recessed door handle with lock



Sequential Self Closing Doors



Adjustable and removable shelves

**STORMAX**

Code	WAS	NOW
DG2500S	<del>\$1,795</del>	<b>\$1,610</b>

## Lockable Mesh Storage Cage

- Lockable mesh storage cage is designed for strength, visibility and ventilation
- Ideal for use in workshops, warehouses, construction sites and industrial applications
- Can be bolted to the ground for additional security
- Key Lockable for safe and secure storage
- Supplied with 3 adjustable shelves
- Shelf capacity: 200kg
- Powder coated finish
- Load Capacity: 600kg
- Mesh Size: 50x50mm
- Overall Size (WxDxH): 1150x450x1800mm
- Unit Weight: 70kg



Code	WAS	NOW
M7550	<del>\$1,719</del>	<b>\$1,540</b>

**STORMAX**

## Round Plastic Waste Bin (Flat Lid)

- Plastic construction will not rust, chip or peel, resists dents.
- Double-ribbed base which increases stability and dragging capacity
- Reinforced rims add strength and durability
- Strong, snap-on lids allow for secure, stable stacking
- Built-in handles allow easy, non-slip lifting
- Tight-fitting indented lid design helps protect dry goods and other contents, while facilitating stacking during transportation and storage
- Quick and easy twist on, twist off dolly available to suit
- The dolly raises the bin overall height by 130mm
- Lid supplied with bin
- Colour: Grey
- Capacity of Bin: 80L
- Overall Diameter: 550mm
- Bin Unit Weight: 4kg
- Dolly Unit Weight: 2kg



B5004



B5003

**VERDEX**

Code	Details	Overall Size (DxH)	WAS	NOW
B5003	Plastic Waste Bin	490x620mm	<del>\$78</del>	<b>\$69</b>
B5004	Dolly to suit	400x130mm	<del>\$45</del>	<b>\$39</b>



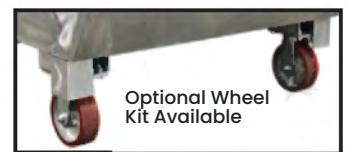


## Self Dumping 1500kg Capacity Tipping Bins

- These large self dumping tipping bins are suitable for any waste and rubbish application
- Heavy duty construction with self dumping ability, the forklift empties the bin without the operator leaving the drivers seat
- Supplied with 4 crane lugs (top) and 2 upending lugs (underneath)
- Available in 3 standard sizes
- Optional wheel kit available



Code	Bin Capacity	Fork Pocket Centres	Overall Size (WxLxH)	Unit Weight	WAS	NOW
WB2920	950L	380mm	1150x1570x1010mm	180kg	<del>\$1,650</del>	<b>\$1,478</b>
WB2921	1250L	680mm	1310x1570x1010mm	205kg	<del>\$1,830</del>	<b>\$1,638</b>
WB2922	1850L	680mm	1910x1570x1010mm	245kg	<del>\$2,470</del>	<b>\$2,220</b>
WB29K	Wheel Kit to suit Tipping Bins (includes 4 wheels)				<del>\$305</del>	<b>\$275</b>



Optional Wheel Kit Available

**troden**

## Forklift Waste Tipping Bin (350L)

- This light weight fork waste bin is great for use in warehouses and on sites for general waste and rubbish
- Fitted standard with 2 front wheels and 1 rear wheel for easy wheeling throughout workplace
- Manual push over for tipping into larger bins or skips
- Drain plug fitted as standard
- Bin Capacity:
- Safe Working Load: 350kg
- Fork Pocket Size: 140x65mm
- Fork Pocket Centres: 367mm



Code	Dimensions (LxWxH)	Bin Capacity	Unit Weight	WAS	NOW
WB2940	720x1115x890mm	350L	65kg	<del>\$915</del>	<b>\$820</b>
WB2941	1000x1115x890mm	650L	90kg	<del>\$985</del>	<b>\$885</b>

**troden**

## 350L Waste Collection Bin

- Great for use in warehouses and on sites, for general waste and rubbish
- 2 front wheels and 1 rear wheel for easy wheeling throughout the workplace
- Pull handle which releases the bin forward
- Load Capacity: 350kg
- Front Wheel Size: 340mm
- Rear Wheel Size: 125mm
- Bin Capacity: 350L
- SWL: 350kg
- Bin Dimensions (LxWxH): 1350x850x1040mm
- Unit Weight: 72kg



Code	WAS	NOW
WB2980	<del>\$669</del>	<b>\$597</b>

**VERDEX**

## Forklift Waste Tipping Bin

- This light weight fork waste bin is great for use in warehouses and on sites for general waste and rubbish
- Fitted standard with 2 front wheels and 1 rear wheel for easy wheeling throughout workplace
- Simply pull the cord or handle which releases mechanism for tipping into larger bins or skips
- Painted finish
- Polyurethane castors - 2 x fixed, 1 swivel with brake
- Castors: 125mm
- SWL: 350kg
- Bin Capacity: 150L
- Fork Pocket Size: 150x55mm
- Fork Pocket Centres: 600mm
- Height to Top of Lip: 710mm
- Overall Size (LxWxH): 1160x750x905mm
- Unit Weight: 95kg



Code	WAS	NOW
WB2938	<del>\$976</del>	<b>\$860</b>

**troden**

## Foot Pedal Lid Lifting Wheelie Bins

- These wheelie bins come supplied with a foot pedal operated lid which avoids touching the lid when disposing of waste
- Manufactured from high density polyethylene
- Resistant to decay, heat, frost, chemicals and UV rays
- Ideal for food preparation areas
- Available in Blue, Green and Grey
- Wheel Diameter: 200mm



**VERDEX**

Code	Colour	Bin Capacity	Overall Size (WxDxH)	WAS	NOW
WB120G	Green	120L	550x500x930mm	<del>\$189</del>	<b>\$170</b>
WB120B	Blue	120L	550x500x930mm	<del>\$189</del>	<b>\$170</b>
WB120GY	Grey	120L	550x500x930mm	<del>\$189</del>	<b>\$170</b>
WB240G	Green	240L	740x590x1070mm	<del>\$295</del>	<b>\$265</b>
WB240B	Blue	240L	740x590x1070mm	<del>\$295</del>	<b>\$265</b>
WB240GY	Grey	240L	740x590x1070mm	<del>\$295</del>	<b>\$265</b>



## Pull Cord Forklift Wheelie Bin Tipper

- These tippers are available for tipping 240 litre wheelie bins
- Simple and safe tipping operation - operated via a pull cord from the drivers seat
- The wheelie bin is firmly secured into position by the frame assembly preventing any bin movement, with the additional securing chain around the front of the bin. Returning the bin to the upright position can be done manually or with the forklift, the bin automatically locking into position once upright.
- 180 degree tipping operation
- Enamel painted finish
- Bin Capacity: 240L
- SWL: 500kg
- Load Centre: 1000mm
- Fork Pocket Size: 180x65mm
- Pocket Centres: 800mm
- Unit Weight: 80kg



Code	WAS	NOW
F2962	<del>\$960</del>	<b>\$863</b>

**troden**





## Drop Bottom Bin (Solid Sides)

- These drop bottom bins are a heavy duty bin made for all types of waste
- This bin is able to be transported either by forklifts or cranes
- Emptying is carried out by pulling the draw rope handle which allows the floor to drop open from one side allowing complete emptying
- Sheet metal sides with sheet metal base
- Durable Zinc finish
- Volume: 1500L
- SWL: 1000kg
- Bin Dimensions (LxWxH): 1540x950x1350mm
- Fork Pocket Size: 160x65mm
- Fork Pocket Centres: 784mm
- Unit Weight: 200kg



Code	WAS	NOW
WB2722	<del>\$1,850</del>	<b>\$1,662</b>

**troden**

## Drop Bottom Bin (Mesh Sides)

- These drop bottom bins are a heavy duty bin made for all types of waste
- Ideally suited to the recycling industry, the cage can be lifted by either a forklift or crane
- This bin is able to be transported either by fork lifts or cranes
- Emptying is carried out by pulling the draw rope handle which allows the floor to drop open from one side allowing complete emptying
- Mesh sides with sheet metal base
- Volume: 1500L
- SWL: 1000kg
- Bin Dimensions (LxWxH): 1540x950x1350mm
- Fork Pocket Size: 160x65mm
- Fork Pocket Size: 784mm
- Unit Weight: 145kg



Code	WAS	NOW
WB2723	<del>\$1,560</del>	<b>\$1,390</b>

**troden**




## Battery Electric Wheelie Bin Tipper

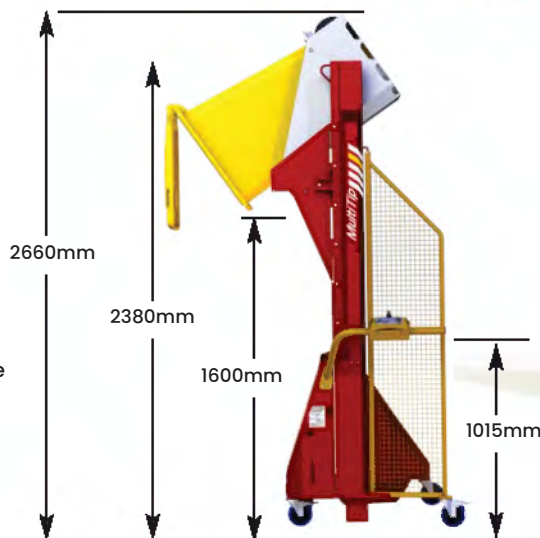
The Multi-Tip bin-tipper is everything a bin tipper should be – safe, economic, easy to use, versatile, and efficient. Perfect for light industrial use to empty bins at schools, factories, recycling centres and more. These tipper are battery powered which have a sealed battery and an industrial-quality ‘float’ charger built in.

### Specifications

- Fast 20 seconds to empty a bin
- 1.6m tipping height
- Battery-powered with a sealed battery and an industrial-quality ‘float’ charger built in
- Suits popular bin sizes 80L, 120L, 140L and 240L, with no adjustment
- Castors, 2 with brakes
- Rugged powder coated frame
- Indoor or outdoor use
- Lockout key and two-hand controls for safety
- Simple plug in to charge overnight
- Castors: 125mm
- Width/Depth: 1235x900mm
- Safe Lifting Capacity: 150kg
- Lift Height: 1600mm
- Mast Height: 2380mm
- Overall Height: 2660mm

 View video of this in operation here [www.mhaproducts.com/MT1600](http://www.mhaproducts.com/MT1600)


Code	WAS	NOW
MT1600	<del>\$8,850</del>	<b>\$7,965</b>



**Multi-Tip**

## Stillage Mesh Cages (Fork Pallet Sides)

- These mesh cages are an excellent form of warehouse storage.
- Combining the usefulness of mesh cages with the flexibility of stillages, these stillage mesh cages may be stacked higher than a normal mesh cage due to the stillage posts.
- Pallet Rack Safe – these cages have built in racking locators making it an ideal storage cage and safe storage on pallet racking
- Powder coated frames with gal mesh sides
- Forklift access from front and sides
- Solid steel floor
- Can be collapsed for storage
- Can be safely stacked 2 high when in use and 4 high when empty
- Load Capacity: 1000kg
- Collapsed Height: 350mm
- Internal Size (LxWxH): 1160x960x790mm
- Overall Size (LxWxH): 1240x1050x980mm
- Unit Weight: 78kg



Code	WAS	NOW
SC940	<del>\$790</del>	<b>\$710</b>

**STORMAX**



## Mesh Storage & Transport Cage

- Multi-purpose transport or storage cage is great for storing products both indoor and outdoor
- Pallet Rack Safe – these cages have built in racking locators making it an ideal storage cage and safe storage on pallet racking
- Drop down removable front gate
- Rear gate hinges open for easy access to cage
- Cages can be stacked 3 high when loaded and 5 high unloaded
- Finish: Zinc plated
- Base to the top of the front gate when folded is 390mm (internally)
- Base to the top of the front and back gates is 780mm (internally)
- Load Capacity: 1000kg
- Base Height: 130mm
- Internal Size (LxH): 1070x1070x840mm
- Overall Size (LxWxH): 1160x1205x1010mm
- Unit Weight: 80kg



**STORMAX**

Code	WAS	NOW
SC880	<del>\$595</del>	<b>\$534</b>

## Galvanised Mesh Cage

These mesh cages are an excellent form of warehouse and yard storage. These units are stackable as well as having the capability of being stored in a pallet rack.

- Can be folded down flat for easy storage when not in use
- Can be safely stacked 2 high when in use
- Folded Height: 300mm
- Load Capacity: 1000kg
- Mesh Size: 100x50x6mm
- Overall Size (WxDxH): 1150x1150x890mm
- Unit Weight: 80kg



**STORMAX**

Code	WAS	NOW
SC750	<del>\$435</del>	<b>\$391</b>

## Half Height Pallet Cage (With Pallet)

- Multi-purpose transport or storage cage
- Great for storing products both indoor and outdoor
- These cages can also be stored on pallet racking
- Double swing gate
- Stackable Height: 2 high loaded, 4 high empty
- Supplied with a hardwood timber pallet
- Finish: Zinc Galvanised
- Overall Dimensions (LxWxH): 1200x1200x655mm
- Internal Dimensions (LxWxH): 1080x1080x448mm
- Cage to suit Pallet Size: 1165x1165mm
- Load Capacity: 2000kg



**STORMAX**

Code	WAS	NOW
SC900	<del>\$440</del>	<b>\$392</b>

## Full Height Pallet Cage (With Pallet)

- Multi-purpose transport or storage cage
- Great for storing products both indoor and outdoor
- These cages can also be stored on pallet racking
- Drop down removable front gate
- Supplied with a hardwood timber pallet
- Can be stacked 4 high when empty and 2 high when fully loaded
- Finish: Zinc plated
- Overall Dimensions (WxDxH): 1205x1165x1028mm
- Internal Dimensions (WxDxH): 1080x1080x825mm
- Load Capacity: 2000kg (evenly distributed)




**STORMAX**

Code	WAS	NOW
SC901	<del>\$495</del>	<b>\$443</b>



## Storage Cabinet // Workstation

- Heavy duty storage cabinet with bench and pegboard back panel
- Striped vinyl mat workbench
- Hooks can be applied to perforated boards
- 6 lockable drawers and cupboard with adjustable shelves
- Roller bearing drawer runners
- Accessories not included
- Fully lockable
- 2 adjustable shelves inside cabinet (shelf capacity: 100kg)
- Pegboard Hole Centres: 38mm
- Internal Drawer Size (LxWxH): 370x355x100mm
- Bench Height: 890mm
- Bench Size: 895x420mm
- Back Panel Height: 900mm
- Overall Size (WxDxH): 905x455x1790mm
- Unit Weight: 76kg



tanko

Code	WAS	NOW
C7235	<del>\$1,465</del>	\$1,310

## Heavy Duty 30 Parts Tray Cabinet

- These Heavy Duty Parts Cabinets are a great way to store parts neatly and efficiently
- Parts Trays have a transparent front window to easily view product inside
- Parts trays have a raised back lip
- Each bin comes with one divider and one bin label card
- Different color tags can be applied for easier identification
- Parts Bin Capacity: 10kg each
- Plastic Parts Bin Size (LxWxH): 415x170x105mm
- Overall Size (WxDxH): 900x420x880mm
- Unit Weight: 51kg





tanko

Code	WAS	NOW
C7350	<del>\$935</del>	\$750

## Heavy Duty 60 Parts Tray Cabinet

- These Heavy Duty Parts Cabinets are a great way to store parts neatly and efficiently
- Parts Trays have a transparent front window to easily view product inside.
- Parts trays have a raised back lip
- Each bin comes with one divider and one bin label card
- Different color tags can be applied for easier identification
- Parts Bin Capacity: 10kg
- Plastic Parts Bin Size (LxWxH): 415x170x105mm
- Overall Size (LxWxH): 900x420x1760mm
- Unit Weight: 110kg



tanko



Code	WAS	NOW
C7351	<del>\$1,482</del>	\$1,330





## Louvre & Pegboard Panel Trolleys

- Strong metal panel trolleys which are ideal for storing either Stor-Pak Bins or tools on hooks
- Fitted with 4 swivel castors (2 with brakes)
- Powder coated grey colour
- Can be ordered one side with louvre panel and one side with square hole metal pegboard with code 10736
- Wheels can be removed to make fixed shelving if required
- Stor-Pak Bins and panel hooks are sold separately
- Overall Size (LxWxH): 980x600x1540mm
- Unit Weight: 60kg
- 10730K Unit Weight: 85kg



10730K



10735



10730

Code	Details	WAS	NOW
10730	Louvre Panel Trolley	<del>\$585</del>	\$525
10735	Square Pegboard Panel Trolley	<del>\$585</del>	\$525
10736	Panel Trolley (1 side pegboard & 1 side louvre panel)	<del>\$585</del>	\$525
10730K	Louvre Panel Trolley Kit (with stor-pak bins)	<del>\$995</del>	\$899

**STORMAX**

## Industrial Storage Cabinets & Drawer Unit

- These heavy duty industrial storage cabinets are made from reinforced sheet metal and are great for storing tools, parts and many other items in the workplace
- Full height cabinets come standard with 4 adjustable shelves and 1/2 height cabinet comes standard with 2 adjustable shelves - extra shelves can be purchased if required
- Optional drawer units can be purchased in either 100mm or 200mm deep
- Drawers come standard with 15 compartments (4 slotted partitions & 10 dividers)
- Total Cabinet Load Capacity: 600kg
- Shelf Capacity: 150kg
- Finish: Powder coated light grey with light blue coloured doors/drawers



1/2 Height Cabinet

- Shelf Capacity: 100kgs
- 2 adjustable shelves as standard
- 3 point key lock system
- Option drawer units available which fit inside unit so doors can be locked

Code: C8121




Full Height Cabinet

- Shelf Capacity: 100kgs
- 4 adjustable shelves as standard
- 3 point key lock system
- Optional drawer units available which fit inside unit so doors can be locked


Code: C8120



C8144



C8124- 200mm drawer



C8123- 100mm drawer

Code	Details	Dimensions	Unit Weight	WAS	NOW
C8120	Full Height Cabinet	900x450x1800 (WxDxH)	85kg	<del>\$595</del>	\$535
C8121	1/2 Height Cabinet	900x450x900 (WxDxH)	45kg	<del>\$372</del>	\$334
C8123	Small Drawer Unit	100mm deep	8kg	<del>\$155</del>	\$139
C8124	Large Drawer Unit	200mm deep	15kg	<del>\$192</del>	\$172
C8144	Extra Shelves to suit Cabinets	840x380x30 (LxWxH)	5kg	<del>\$49</del>	\$44

**STORMAX**



# Heavy Duty Industrial Workbenches

- Heavy duty steel industrial workbench with bottom shelf is ideal for use as a work or tool bench
- 1000kg wood top bench capacity
- 53mm thick laminated wooden top
- Comes standard with adjustable feet for levelling on uneven floors and an optional lockable castor kit is available if required
- Drawer Unit Capacity: 100kg per drawer
- Finish: Powder coated light grey

**STORMAX**



Image shown with,  
**M7307: Industrial Work Bench (with bottom shelf)**  
**B8108: Back Panel**



Workbench with bottom shelf  
**M7305: 1200mm long**  
**M7306: 1800mm long**  
**M7307: 2100mm long**



**M7312 - Lockable Drawer Unit**



**B8100 - 2 Drawer Unit**  
2 x 100mm drawers to suit M7306



**M7315 - Cabinet Unit**



Back Panel  
**B8102: 1800mm long**  
**B8108: 2100mm long**

Code	Details	Dimensions (mm)	WAS	NOW
M7305	Industrial Workbench 1200mm (with bottom shelf)	1200x750x800 (WxLxH)	<del>\$593</del>	\$533
M7306	Industrial Workbench 1800mm (with bottom shelf)	1800x750x900 (LxWxH)	<del>\$845</del>	\$759
M7307	Industrial Workbench 2100mm (with bottom shelf)	2100x750x900 (LxWxH)	<del>\$873</del>	\$783
M7312	Lockable Cabinet Unit (3 Drawer)	565x650x450 (WxDxH)	<del>\$563</del>	\$505
M7315	Lockable Cabinet Unit (with Shelf)	565x650x450 (WxDxH)	<del>\$248</del>	\$223
B8100	Workbench 2 Drawer Unit	565x580x280 (WxDxH)	<del>\$265</del>	\$237
B8102	Back Panel to suit 1800mm bench	1735x205x825 (LxWxH)	<del>\$298</del>	\$266
B8108	Back Panel to suit 2100mm bench	2035x205x825 (LxWxH)	<del>\$325</del>	\$291





## Heavy Duty Industrial Workbench 900 Series

- Heavy duty steel industrial workbench is ideal for use as a work or tool bench
- This workbench has a 600kg top bench capacity
- 28mm thick laminated wooden top
- Comes standard with adjustable feet for levelling on uneven floors
- Finish: Powder coated light grey



M7300 - Workbench



Dividers supplied with drawer unit



M7300 pictured with M7310

Code	Details	Dimensions (mm)	WAS	NOW
M7300	Industrial Workbench	900x750x800 (WxDxH)	<del>\$365</del>	<b>\$329</b>
M7310	Lockable Drawer Unit - 100mm Drawer	410x680x180mm (WxDxH)	<del>\$180.40</del>	<b>\$170</b>


**STORMAX**

## Industrial Cabinet with 2 Drawers

- Storage cabinet is ideal for workshop and industrial applications
- Metal pegboard to neatly arrange tools and equipment for easy access
- Sliding drawers with smooth operation bearings allow smaller parts to be organised. Drawers also have adjustable dividers.
- 2 door lockable cabinet with 1 adjustable shelf
- Shelf Capacity: 100kg
- Drawer Capacity: 75kg
- Bench Height: 1010mm
- Bench Size: 875x555mm
- Pegboard Size: 870x500mm
- Overall Size (WxDxH): 900x585x1515mm
- Unit Weight: 90kg

**STORMAX**

Code	WAS	NOW
M7211	<del>\$1,359</del>	<b>\$1,220</b>




## 10 Drawer Industrial Tooling Cabinet

- Heavy duty tooling cabinets for heavy duty industrial applications
- The sliding drawers are a welded strengthened single rail design coupled with high quality mechanical bearings for long lasting smooth operation
- Single key lock design for safe storage. Each drawer has a mechanical safety lock which allows one drawer to be opened at a time, preventing the cabinet from tipping over
- All drawers come with adjustable steel dividers
- Drawer 1 to 9 - 100mm high
- Drawer 10 - 200mm high
- Individual Drawer Capacity: 100kg
- Overall Size (WxDxH): 881x653x1200mm
- Unit Weight: 160kg

**STORMAX**

Code	WAS	NOW
M7221	<del>\$1,928</del>	<b>\$1,735</b>





## 6 Drawer Unit with Castor Kit

- Ideal for industrial applications and serious workshops
- The sliding drawers are a welded strengthened single rail design featured with high quality mechanical bearings for long lasting smooth operation
- Single key lock design for safe storage. Each drawer has a mechanical safety lock which allows one drawer to be opened at a time, preventing the cabinet from tipping over
- Drawer Capacity: 100kg
- 6 Drawers: 2 x 75mm, 2 x 150mm, 2 x 200mm drawers
- B8103 Overall Size: 565x580x750mm (WxDxH)
- Overall Height with C8103 (Wheel and Handrail Kit): 900mm
- Powdercoated light grey/blue finish



B8103 pictured with C8103 castor kit and handrail




**STORMAX**

Code	Details	WAS	NOW
B8103	6 Drawer Unit	<del>\$715</del>	\$640
C8103	Optional Wheel and Handrail Kit	<del>\$150</del>	\$139

## 7.1 Metre Expanding Barrier

- Made from powder coated steel and aluminium
- Colour: Black
- Rubber castors - 8 x swivel with brakes
- Castors: 75mm
- Base Width: 460mm
- Collapsed Size (LxH): 560x2050mm
- Expanded Size (LxH): 7100x1930mm
- Barrier Tube Size: 20x20mm
- Post Size: 40x40mm
- Unit Weight: 36kg



Code	WAS	NOW
M7415	<del>\$1,125</del>	\$1,005

**STORMAX**

## 5 Metre Double Expanding Barrier

- Made from powder coated steel, aluminium and high-tech plastics
- Colour: Black/Yellow
- Rubber castors - 6 x swivel with brakes
- Castors: 50mm
- Base Width: 305mm
- Collapsed Size (LxH): 540x1030mm
- Expanded Size (LxH): 5000x1030mm
- Height with castors: 1030mm
- Height without castors: 970mm
- Unit Weight: 11kg



Code	WAS	NOW
M7410	<del>\$445</del>	\$396

**STORMAX**





## Safety Guard Rail Fencing

- Protect expensive equipment from forklift damage using bolt together post and panel modular system
- Heavy duty powdercoat yellow steel construction
- Easily assembled and disassembled rail system
- Supplied with all necessary bolts and fixings
- Base Size of the post is 255x255x16mm




Corner Post Comes with bolt holes on two adjoining sides

Centre Post Comes with bolt holes on two opposite sides

Base Size of the post is 255x255x16mm



SG405 - 1120mm long



SG406 - 1730mm long



SG407 - 2340mm long



SG408 - 2945mm long



SG402

SG404



SG403

SG401

Single Rail

Double Rail

Code	Description	Height	Dimensions	WAS	NOW
SG401	Single Height Corner/End Post	470mm	100x100mm	<del>\$198</del>	\$178
SG402	Single Height Centre Post	470mm	100x100mm	<del>\$198</del>	\$178
SG403	Double Height Corner/End Post	1085mm	100x100mm	<del>\$234</del>	\$209
SG404	Double Height Centre Post	1085mm	100x100mm	<del>\$234</del>	\$209
SG405	Safety Rail Section - 1120mm long	370mm	-	<del>\$198</del>	\$178
SG406	Safety Rail Section - 1730mm long	370mm	-	<del>\$222</del>	\$199
SG407	Safety Rail Section - 2340mm long	370mm	-	<del>\$346</del>	\$310
SG408	Safety Rail Section - 2945mm long	370mm	-	<del>\$348</del>	\$310



**STORMAX**

## Safety Bollards (Concrete Fillable)

- Ideal for protecting expensive equipment and racking from possible forklift damage
- Great for protecting edges of roller doors from truck damage
- The 1200mm high bollards (AB8704 & AB8705) can be concrete filled
- Diameter: 165mm
- Bolt Hole Size: 17mm
- Base Plate Size: 280x280x10mm
- Wall Thickness: 3mm

**STORMAX**

Code	Details	WAS	NOW
AB8704	Large Straight Bollard - 1200mm (Powder coated)	<del>\$229</del>	\$198
AB8705	Large Straight Bollard - 1200mm (Galvanised)	<del>\$182</del>	\$159
AB8706	Tru-Bolt Galvanised 16x120mm (M16) 4 Per Pack	<del>\$3.50</del>	\$2.50



Removable cap



AB8704

AB8705



AB8706



## Pallet Racking Column Guard

- Pallet Racking Column Guards are a highly effective solution for preventing damage to racking and inventory by forklifts.
- You can avoid major injuries and pallet rack damage by installing these protection guards.
- Conforms to relevant Australian Standards
- Overall Size (HxD): 400x220mm



Top View

**STORMAX**


Code	WAS	NOW
11327	<del>\$48</del>	<b>\$42</b>

## Heavy Duty Warehouse Packing Bench

- Strong heavy duty work or packing bench
- 25mm MDF bench top and shelf
- Bench is supplied flat packed
- Image shown with optional bottom shelf
- Top and bottom shelves are height adjustable
- Bench Size: 2390x860x25mm
- Load Capacity of bench: 500kg



Timber shelf is chamfered to remove sharp edge



Pictured with Optional Shelf and Castor Kit



LS1800C

**STORMAX**

**STORMAX**

Code	Details	Dimensions (LxWxH)	Unit Weight	WAS	NOW
13560	Heavy Duty Packing Bench	2525x900x1000mm	74kg	<del>\$445</del>	<b>\$399</b>
13562	Optional Bottom Shelf	2390x860x25mm	36kg	<del>\$95</del>	<b>\$85</b>
LS1800C	Castor Kit to suit workbench	100mm	8kg	<del>\$149</del>	<b>\$125</b>

## Heavy Duty Steel Longspan Shelving

- This heavy duty longspan shelving system is a strong and versatile shelving system, which is similar to pallet racking just in a smaller profile, which is great for storing small parts and archives.
- This system is supplied standard with 3 adjustable shelves however extra shelf levels can be ordered for each set
- End frames are supplied assembled for quick and easy setup
- Step beams so that the shelves sit flush inside the beam
- Shelf Capacity: 375kg per shelf (evenly distributed)
- Steel shelves are supplied as 2 separate pieces per level

**STORMAX**



Code	Details	Dimensions (HxWxD)	WAS	NOW
1800mm wide longspan shelving				
LS1802S	Initial Bay	2400x1800x450mm	<del>\$410</del>	<b>\$369</b>
LS1802SA	Add-On Bay	2400x1800x450mm	<del>\$343</del>	<b>\$308</b>
LS1800SE	Extra Shelf	1800x450mm	<del>\$92</del>	<b>\$82</b>
LS1803S	Initial Bay	2400x1800x600mm	<del>\$488</del>	<b>\$439</b>
LS1803SA	Add-On Bay	2400x1800x600mm	<del>\$418</del>	<b>\$375</b>
LS1803SE	Extra Shelf	1800x600mm	<del>\$116</del>	<b>\$105</b>
2400mm wide longspan shelving				
LS2402S	Initial Bay	2400x2400x450mm	<del>\$524</del>	<b>\$470</b>
LS2402SA	Add-On Bay	2400x2400x450mm	<del>\$457</del>	<b>\$410</b>
LS2400SE	Extra Shelf	2400x450mm	<del>\$130</del>	<b>\$115</b>
LS2403S	Initial Bay	2400x2400x600mm	<del>\$608</del>	<b>\$545</b>
LS2403SA	Add-On Bay	2400x2400x600mm	<del>\$538</del>	<b>\$484</b>
LS2403SE	Extra Shelf	2400x600mm	<del>\$156</del>	<b>\$140</b>



Initial Bay



Add on Bay







See page 3



See page 6



See page 19




See page 8



See page 31



See page 9



See page 30



See page 14



See page 25



See page 26



See page 20



See page 3



See page 28



See page 14



See page 13



See page 24

Sydney (02) 8865 1800  
nsw@mhaproducts.com.au

Melbourne (03) 9115 9100  
vic@mhaproducts.com.au

Brisbane (07) 3558 9700  
qld@mhaproducts.com.au

1800 750 900

Order Online  
[www.mhaproducts.com.au](http://www.mhaproducts.com.au)

Specials valid to December 31st 2021 or while current stocks last



**MHA**  
PRODUCTS

MATERIALS HANDLING & STORAGE EQUIPMENT